

**Town of Auburn
BUDGET COMMITTEE
Town Hall
November 1, 2018**

7:00 PM

Approval of Meeting Minutes

- Meeting of October 18, 2018

Presentation of Town Budgets

- | | |
|--|---------|
| ▪ Animal Control Officer – Jarlene Cornett | 7:10 PM |
| ▪ Cemeteries – Don Dollard | 7:20 PM |
| ▪ Highway & Streets – Mike Dross | 7:30 PM |
| ▪ Road Reconstruction – Mike Dross | 7:45 PM |
| ▪ Health Agencies - Adele Frisella | 8:00 PM |
| ▪ Solid Waste – Bill Herman | 8:15 PM |

Other Business:

Next Meeting: Thursday, November 8, 2018 at 7:00 PM

Adjourn:

Note: "Any person with a disability who wishes to attend this public meeting and needs to be provided a reasonable accommodation in order to participate, please call the Town Hall (603)483-5052, or contact the Committee Secretary so that arrangements can be made."

2019 PROPOSED ANIMAL CONTROL OFFICER TOWN OF AUBURN

		1	2	3	4	5	6	7	8	9	
		Expended	Expended	Expended	Budgeted	Expended YTD	Dept/Comm	% Chg	BOS	Budget Comm	
		2015	2016	2017	2018	2018	Request	18/19	Approved	Approved	
							2019		2019	2019	
		As of December	As of December	As of December	As of December	As of October					
Animal & Pest Control											
1	01-4414-2-250-1	Animal Control Mileage	925.81	707.94	748.10	600.00	482.34	600.00	100%	600.00	_____
	Narrative for Column # 8										
	BOS APPROVED 09/24/2018										
2	01-4414-3-370-1	Animal Control Medical	0.00	0.00	0.00	200.00	0.00	200.00	100%	200.00	_____
	Narrative for Column # 8										
	BOS APPROVED 09/24/2018										
3	01-4414-3-390-1	Animal Control Veterinarian Charges	161.50	322.00	65.00	300.00	20.00	300.00	100%	300.00	_____
	Narrative for Column # 8										
	BOS APPROVED 09/24/2018										
4	01-4414-3-390-2	Animal Control Boarding	390.00	400.00	255.00	300.00	155.00	300.00	100%	300.00	_____
	Narrative for Column # 8										
	BOS APPROVED 09/24/2018										
5	01-4414-6-645-1	Animal Control Education	200.00	250.00	150.00	250.00	300.00	250.00	100%	250.00	_____
	Narrative for Column # 8										
	BOS APPROVED 09/24/2018										
6	01-4414-6-645-2	Animal Control Dues	0.00	0.00	40.00	40.00	40.00	40.00	100%	40.00	_____
	Narrative for Column # 8										
	BOS APPROVED 09/24/2018										
7	01-4414-6-660-1	Animal Control Miscellaneous	588.70	658.25	820.53	750.00	358.26	750.00	100%	750.00	_____
	Narrative for Column # 8										
	BOS APPROVED 09/24/2018										
Grand Total:		2,266.01	2,338.19	2,078.63	2,440.00	1,355.60	2,440.00	100%	2,440.00	0.00	

2019 PROPOSED CEMETERY TOWN OF AUBURN

		1 Expended 2015 As of December	2 Expended 2016 As of December	3 Expended 2017 As of December	4 Budgeted 2018 As of December	5 Expended YTD 2018 As of October	6 Dept/Comm Request 2019	7 % Chg 18/19	8 BOS Approved 2019	9 Budget Comm Approved 2019
General Fund										
Cemeteries										
1 01-4195-3-380-0	Cemetery Mowing	8,635.00	11,855.00	12,505.00	11,500.00	10,590.00	12,000.00	104%	12,000.00	
Narrative for Column # 8										
BOS approved 10/15/2018.										
2 01-4195-3-380-1	Cemetery Fertilization	1,130.00	1,130.00	1,130.00	1,130.00	3,784.00	10,010.00	886%	10,010.00	
Narrative for Column # 6										
Village \$5,869.50, Longmeadow \$4,740										
Narrative for Column # 8										
BOS approved 10/15/2018. Hit wil major grub problem. Adjusted budget based on professional firm and quote to abate. Have spent \$3,700 on initial effort in fall 2018.										
3 01-4195-3-388-0	Cemetery Property Maintenance	8,741.89	0.00	8,835.55	7,000.00	1,046.00	6,500.00	93%	6,500.00	
Narrative for Column # 6										
Water \$1,500, Monument \$1,000, Repair Wall \$4,000.										
4 01-4195-3-390-0	Cemetery Mapping	6,876.00	6,132.50	1,022.50	1,500.00	105.00	1,800.00	120%	1,200.00	
5 01-4195-5-550-1	Auburn Village Cemetery	0.00	0.00	0.00	0.00	0.00	2,000.00		2,000.00	
Narrative for Column # 6										
Robie Cemetery										
6 01-4195-5-550-2	Longmeadow Cemetery	0.00	0.00	4,455.50	2,000.00	2,836.00	0.00		0.00	
7 01-4195-5-660-0	Cemetery Supplies	356.78	722.21	92.50	600.00	225.74	600.00	100%	600.00	
Narrative for Column # 8										
BOS approved 10/15/2018.										
8 01-4195-5-690-0	Cemetery Miscellaneous	52.22	0.00	206.87	300.00	0.00	300.00	100%	300.00	
Narrative for Column # 8										
BOS approved 10/10/2018.										
9 01-4195-5-720-0	Cemetery Mileage	0.00	0.00	0.00	300.00	0.00	300.00	100%	300.00	
Narrative for Column # 8										
BOS approved 10/15/2018.										
10 01-4195-6-645-0	Cemetery Dues & Membership	20.00	50.00	50.00	100.00	20.00	200.00	200%	200.00	
Narrative for Column # 8										
BOS approved 10/15/2018.										
Cemeteries Total		25,811.89	19,889.71	28,297.92	24,430.00	18,606.74	33,710.00	138%	33,110.00	0.00
Grand Total:		25,811.89	19,889.71	28,297.92	24,430.00	18,606.74	33,710.00	138%	33,110.00	0.00

2019 PROPOSED HIGHWAYS & ROADS

TOWN OF AUBURN

		1 Expended 2015 As of December	2 Expended 2016 As of December	3 Expended 2017 As of December	4 Budgeted 2018 As of December	5 Expended YTD 2018 As of October	6 Dept/Comm Request 2019	7 % Chg 18/19	8 BOS Approved 2019	9 Budget Comm Approved 2019
Highways & Streets										
1	01-4312-3-385-1 Highway Shimming Narrative for Column # 8 BOS approved 10/1/2018.	81,259.88	120,087.79	99,806.47	130,000.00	5,428.00	180,000.00	138%	180,000.00	_____
2	01-4312-3-385-2 Highway Spr/Summer Storms Narrative for Column # 8 BOS approved 10/1/2018.	0.00	5,604.25	16,714.56	8,500.00	3,540.00	8,500.00	100%	8,500.00	_____
3	01-4312-3-385-3 Highways Summer Subcontractor Narrative for Column # 8 BOS approved 10/1/2018.	118,545.00	148,494.00	193,003.07	138,000.00	165,199.10	138,000.00	100%	138,000.00	_____
4	01-4312-3-385-4 Highway Road Striping Narrative for Column # 8 BOS approved 10/1/2018.	16,757.50	16,830.10	8,569.62	20,000.00	1,295.00	20,000.00	100%	20,000.00	_____
5	01-4312-3-385-5 Highway Tree/Brush Cutting Narrative for Column # 8 BOS approved 10/1/2018.	33,811.00	32,295.00	42,640.00	42,000.00	32,332.50	42,000.00	100%	42,000.00	_____
6	01-4312-3-385-6 Highway Crack Sealing Narrative for Column # 8 BOS approved 10/1/2018.	0.00	0.00	0.00	1.00	0.00	1.00	100%	1.00	_____
7	01-4312-3-385-7 Highway Cold Patch Narrative for Column # 8 BOS approved 10/1/2018.	5,813.00	4,643.75	4,991.45	4,800.00	5,465.90	4,800.00	100%	4,800.00	_____
8	01-4312-3-385-8 Highway Summer Gravel/Bankrun Narrative for Column # 8 BOS approved 10/1/2018.	23,031.74	25,991.97	41,802.80	1.00	1,042.99	1.00	100%	1.00	_____
9	01-4312-3-385-9 Highway Summer Misc Supplies Narrative for Column # 8 BOS approved 10/1/2018.	3,951.69	2,351.67	1,443.72	3,000.00	120.44	3,000.00	100%	3,000.00	_____
10	01-4312-3-386-3 Highway Winter Subcontractor Narrative for Column # 8 BOS approved 10/1/2018.	423,838.38	312,206.50	496,592.59	382,000.00	322,795.00	382,000.00	100%	382,000.00	_____
11	01-4312-3-386-4 Highway Winter Salt Narrative for Column # 8 BOS approved 10/1/2018.	153,532.79	139,806.82	163,525.56	170,000.00	163,748.52	180,000.00	106%	180,000.00	_____
12	01-4312-3-386-5 Highway Winter Sand Narrative for Column # 8 BOS approved 10/1/2018.	9,711.73	0.00	0.00	5,000.00	1,694.17	5,000.00	100%	5,000.00	_____
13	01-4312-3-386-6 Highway Winter Repairs	6,195.33	8,424.40	6,005.94	8,000.00	6,278.26	8,000.00	100%	8,000.00	_____

2019 PROPOSED HIGHWAYS & ROADS

TOWN OF AUBURN

		1 Expended 2015 As of December	2 Expended 2016 As of December	3 Expended 2017 As of December	4 Budgeted 2018 As of December	5 Expended YTD 2018 As of October	6 Dept/Comm Request 2019	7 % Chg 18/19	8 BOS Approved 2019	9 Budget Comm Approved 2019
<i>Narrative for Column # 8</i>										
BOS approved 10/1/2018.										
14 01-4312-3-387-2	Highway Bridge & Culvert	560.20	6,058.85	7,225.00	5,000.00	5,551.53	5,000.00	100%	5,000.00	_____
<i>Narrative for Column # 8</i>										
BOS approved 10/1/2018.										
15 01-4312-3-387-4	Highway Guardrails, Gates, Etc.	1,338.00	250.47	0.00	1,000.00	0.00	1,000.00	100%	1,000.00	_____
<i>Narrative for Column # 8</i>										
BOS approved 10/1/2018.										
16 01-4312-3-388-1	Highway Signs & Safety Equipment	3,827.55	988.32	4,616.18	3,500.00	1,533.78	3,500.00	100%	3,500.00	_____
<i>Narrative for Column # 8</i>										
BOS approved 10/1/2018.										
17 01-4312-3-388-3	Highway Special Hwy Grant	0.00	0.00	76,615.00	0.00	6,419.25	0.00		0.00	_____
18 01-4312-3-390-0	Highway Catch Basin Maintenance	9,070.00	2,100.00	4,295.00	5,000.00	0.00	5,000.00	100%	5,000.00	_____
<i>Narrative for Column # 8</i>										
BOS approved 10/1/2018.										
19 01-4312-3-390-2	Highway Storm Water Maintenance	21,258.75	27,408.50	14,749.02	15,000.00	0.00	15,000.00	100%	10,000.00	_____
<i>Narrative for Column # 8</i>										
BOS approved 10/1/2018.										
Highways & Streets Total		912,502.54	853,542.39	1,182,595.98	940,802.00	722,444.44	1,000,802.00	106%	995,802.00	0.00
Grand Total:		912,502.54	853,542.39	1,182,595.98	940,802.00	722,444.44	1,000,802.00	106%	995,802.00	0.00

2019 PROPOSED HEALTH AGENCIES & HOSPITALS

TOWN OF AUBURN

		1	2	3	4	5	6	7	8	9	
		Expended	Expended	Expended	Budgeted	Expended YTD	Dept/Comm	% Chg	BOS	Budget Comm	
		2015	2016	2017	2018	2018	Request	18/19	Approved	Approved	
							2019		2019	2019	
		As of December	As of December	As of December	As of December	As of October					
Health Agencies & Hospitals											
1	01-4415-3-370-1	Visiting Nurse	2,500.00	2,500.00	2,500.00	2,500.00	1,000.00	2,500.00	100%	2,500.00	_____
		Narrative for Column # 8									
		BOS approved 10/1/2018.									
2	01-4415-3-370-4	Child and Family Services	1,000.00	1,000.00	500.00	500.00	500.00	500.00	100%	500.00	_____
		Narrative for Column # 8									
		BOS approved 10/1/2018.									
3	01-4415-3-370-5	Home Health & Hospice Care	0.00	500.00	1,000.00	1,000.00	0.00	1,000.00	100%	1,000.00	_____
		Narrative for Column # 8									
		BOS approved 10/1/2018.									
4	01-4415-3-370-6	Lamprey Health Care	500.00	500.00	500.00	500.00	500.00	500.00	100%	500.00	_____
		Narrative for Column # 8									
		BOS approved 10/1/2018.									
5	01-4415-3-390-1	Social Services-Meals on Wheels	1,114.00	1,114.00	1,300.00	1,375.00	1,375.00	1,375.00	100%	1,375.00	_____
		Narrative for Column # 8									
		BOS approved 10/1/2018.									
Health Agencies & Hospitals Total		5,114.00	5,614.00	5,800.00	5,875.00	3,375.00	5,875.00	100%	5,875.00	0.00	
Grand Total:		5,114.00	5,614.00	5,800.00	5,875.00	3,375.00	5,875.00	100%	5,875.00	0.00	



July 3, 2018

Adele Frisella
Finance Director
Town of Auburn
P.O. Box 309
Auburn, NH 03032

Dear Ms. Frisella and Auburn Selectmen,

I am writing to ask your consideration of providing continued support to the Visiting Nurse Association of Manchester and Southern New Hampshire (VNA). As you are aware, the VNA continues to provide programs and services to residents of Auburn. Your contribution would greatly help the VNA in meeting our mission of providing care for those without insurance or the ability to pay for all or part of the care they so greatly need. It would enable us to assist Auburn residents of all ages facing the challenges of recovering from surgery, physical disabilities, short-term, chronic, and life-limiting illnesses. It would allow people to remain at home, where they want to be. Our programs include both home health, maternal child health and hospice visits.

The VNA of Manchester and Southern NH provided services to 82 Auburn residents totaling 999 visits during the past year. Listed below is a breakdown of those services:

- 11 maternal child health moms and babies
- 921 home health patients, many frail and elderly
- 67 hospice patients and their families providing care during their final months of life

The VNA is dependent on city and town funds, and the generosity of the community to continue to service those who are under insured and without insurance. We are requesting your continued support of \$2,500.00 as provided in the past.

Please feel free to contact Donna Frizzell, Director of Home Health Services, should you need any further service information, would like additional community health services, or to schedule a speaker for an event. You can reach her directly at (603) 663-4029. We look forward to another year of providing high-quality care to the residents of Auburn.

Thank you for your consideration.

Sincerely,

Rachel Chaddock

Rachel Chaddock, MSHSA, BSN, RN
Vice President of Home and Community Services

1070 Holt Avenue
Suite 1400
Manchester, NH 03109
Toll Free: (800) 624-6084
Phone: (603) 622-3781
Fax: (603) 641-4074
www.manchestervna.org

VNA HOME HEALTH & HOSPICE SERVICES | VNA PERSONAL SERVICES

An affiliate of Elliot Health System

01-4415-3-370-1

August 31st, 2018

Re: 2019 Request for Town Funding
Amount Requested: \$500

William Herman
Town of Auburn
47 Chester Road
Auburn, NH 03032

Dear Mr. Herman,

On behalf of the children and families we serve, thank you for your continued support of Child and Family Services of NH (CFS). Thanks to your generosity, we have been able to continue to provide effective, affordable services to low-income children and their families in your community.

We are pleased to submit a request of \$500 which will enable us to continue to provide services to the children and families in your community.

Several funding sources require us to demonstrate local matching funds to qualify for their grants. Local funding helps us to attract a range of public and charitable funds that completes the total funding necessary to serve the community. We serve children and families through our offices in Exeter, Portsmouth, Dover, Concord and Manchester as well as in home, school, and community settings.

Towns and non-profits are both being asked to do more with less. With the changes in Medicaid eligibility, more families turned to CFS than ever before this past year because it is the one Agency that continues to provide a sliding fee scale so that the services they receive are affordable.

Your support plays a significant role in ensuring that our services remain affordable and accessible to all community members, regardless of income. Below are our service statistics for 2017. This report shows the unit cost for each service (unit = 1 hour) and how much in charitable revenue is needed to continue offering residents services such as these.

01-4415-3-370-4



Last year we provided the following services in Auburn:

Service	# Individuals Served	Total Time (Hours)	Value of Service/Unit Cost (\$)	Total Value of Service \$
Family Counseling	2	8.5	145	\$1,233
Total				\$1,233

We are asking for your partnership again this year to help defray the cost of services so that your residents have access to the programs they need, at a cost that they are able to afford. Child and Family Services offers a range of programs and services from pre-birth through adolescence, adulthood, parenthood, and elder care. With the support of the Town of Auburn, we can continue to offer high quality and cost-effective services to residents and attract other revenue services. By investing in our programs, the community is saving thousands of dollars in its Human Services Budget.

We appreciate your consideration of our request and look forward to partnering with you in serving the needs of children and families in the coming year. Please feel free to contact me at waterse@cfsnh.org if you have any additional questions.

Sincerely,

Erin Waters
Development Coordinator

Home Health & Hospice Care

Administrative Office:

7 Executive Park Drive, Merrimack, NH 03054
Tel 603-882-2941 / Fax 603-423-9701

Community Hospice House:

210 Naticook Road, Merrimack, NH 03054

September 19, 2018

Adele Frisella
Finance Director
Town of Auburn
PO Box 309
Auburn, NH 03032-0309

Dear Adele,

Thank you so much for your generous grant to Home Health & Hospice Care for FY 2019. We greatly appreciate the support we receive from the Town of Auburn each year. Your grant funds will be used to directly support the critical services we provide for patients from Auburn, in their homes and in the Community Hospice House.

Although these are challenging times for healthcare agencies, we are heartened by the overwhelming support of the community and its interest in our work. As your neighborhood provider of homecare services for over 135 years, we recognize and appreciate the crucial role donors like you have played in our mission.

Many thanks again for your generous gift. We are deeply grateful.

Sincerely,



Tina Andrade
Director of Development

In accordance with Internal Revenue Service regulations, this letter will confirm that you have received no medical care or other services from Home Health & Hospice Care in exchange for your gift. A ruling from the IRS indicates that a charitable contribution has been made, and therefore, this letter will serve as a receipt for a thoughtful contribution to Home Health & Hospice Care in the amount of \$1,000.00, dated 9/12/2018.

01-4415-3-370-5

www.hhhc.org • 1-800-887-5973

Nursing • Hospice • Community Hospice House • Rehabilitation Services • IV Therapy • Psychiatric Nursing • Telehealth • Maternal/Pediatric Services • Medical Social Work Licensed
Nursing Assistants • Homemakers • Companions • Private Duty Services • Bereavement Support Groups • Foot Care Clinics • Immunizations



LAMPREY HEALTH CARE

Where Excellence and Caring go Hand in Hand

Town of Auburn
Adele Frisella
PO Box 309
Auburn, NH 03032

August 1, 2018

Dear Ms. Frisella:

Lamprey Health Care thanks the Town of Auburn for its ongoing support. As you know, Lamprey Health Care is a nonprofit community health center with medical centers in Newmarket, Raymond and Nashua, New Hampshire. We are proud of our 47 year history of providing innovative, high quality health care to the communities in the Southern and Seacoast Areas of New Hampshire. **In 2017, Lamprey Health Care served 15,669 patients through over 66,200 office visits.**

Our mission is to provide the highest quality primary care and health related services with an emphasis on prevention and lifestyle management regardless of an individual's ability to pay. Focusing on the health of the patient as well as the community as a whole, Lamprey Health Care offers the following care and services to its patients:

- Primary care
- Prenatal and obstetrical care
- Pediatric care
- Reproductive health services
- Chronic disease management
- Nutrition counseling
- Health education and outreach
- Social services and case management
- Behavioral Health Services
- Substance abuse screening
- Free/reduced cost prescription drugs
- Interpretation services


Our Senior Transportation Program provides seniors and disabled individuals access to essential services, such as medical appointments with primary care physicians and specialists, grocery stores, local pharmacies and other necessary errands. These services are available to all area physician offices and non-Lamprey Health Care patients so that our vulnerable populations have access to medical care.

In 2017, our senior transportation program provided more than 5,389 rides to area seniors and disabled residents. Residents utilize our transportation program for shopping trips, medical appointments and monthly recreational outings.

Despite years of funding reductions to this program, Lamprey Health Care remains committed to its mission of serving the uninsured and medically underserved in the community and ensuring lack of transportation is not a barrier to care. With your support of \$500 for FY2019, we can continue to improve access and the health of our residents and communities as a whole by meeting the needs of our patients.

Attached is more detailed information about our agency and the transportation program. Please call Deb Bartley at (603) 292-7212 if you have further questions and we'd like to thank you for this opportunity to serve your community.

Sincerely,



Gregory White
Chief Executive Officer

01-4415-3-370-6

Administrative Offices, 207 South Main Street, Newmarket, NH 03857 • 603-659-2494 • Fax: 603-659-7572
Newmarket Center, 207 South Main Street, Newmarket, NH 03857 • 603-659-3106 • Fax: 603-659-8003
Raymond Center, 128 State Route 27, Raymond, NH 03077 • 603-895-3351 • Fax: 603-895-0773
Nashua Center, 22 Prospect Street, Nashua, NH 03060 • 603-883-1626 • Fax: 603-883-6633

**2019 REQUEST FOR MUNICIPAL FUNDING
TOWN OF AUBURN**

AGENCY: LAMPREY HEALTH CARE
ADDRESS: 207 SOUTH MAIN STREET NEWMARKET, NH 03857

Lamprey Health Care is a Private, non-Profit 501(c)(3) organization. Federal Tax ID #: 23-7305106

POLICY MAKING BODY: Volunteer Board of Directors

CONTACT PERSON: Katelyn Souphakhot, Administrative Coordinator
ksouphakhot@lampreyhealth.org
(603) 292-7212

BOARD OFFICERS

Audrey Ashton-Savage (President), 31 New Road, Newmarket, NH 03857 Frank Goodspeed (Vice President), 120 Walnut Street, Nashua, NH 03060 Thomas C. Drew (Secretary), 2 Fogg Circle, Newmarket, NH 03857 Mark E. Howard, Esq. (Treasurer) 84 Madbury Road, Durham, NH 03824

MISSION: The mission of Lamprey Health Care is to provide high quality primary medical care and health related services, with an emphasis on prevention and lifestyle management, to all individuals regardless of ability to pay.

PROGRAM: *Senior Transportation Program* provides seniors 60 or older and adults with disabilities access to essential services, such as medical appointments, grocery stores, local pharmacies and other necessary errands. Our buses are handicap accessible and our drivers are trained Transportation Health Workers who receive Passenger Assistance Training. Access to essential services makes it possible for this population to remain self-sufficient and in their own homes. Our team consists of a Director of Transportation Services, 2 Transportation Health Workers, 20 volunteers, 2 handicap accessible buses, 1 accessible van and 1 car. Lamprey Senior Transportation Program provides seniors and adults with disabilities reliable transportation that offers door-to-door service, access to resources and a beneficial social network.

AMOUNT REQUESTED: \$500

FUNDING SOURCES: Lamprey Health Care funds for medical care come from many sources, including the U.S. Public Health Service Rural Health Initiative, and the NH Division of Public Health Services. Lamprey Senior Transportation receives funding from the Bureau of Elderly and Adult Services, New Hampshire Department of Transportation, 29 towns, and rider donations. A rider donation of \$5.00 is requested for the shopping trip and \$10.00 for the recreational outing. Over 80% of our riders contribute, no one is ever denied service for lack of a donation.

Lamprey Health Care is proactive about meeting community needs and is continually on the lookout for new grants and innovative funding opportunities.

In 2017, 21 Auburn residents made 88 visits to Lamprey Health Care, \$110.13 of free or reduced fee medical care was provided to patients from the town of Auburn.

Lamprey Health Care is pleased to continue to provide services to residents of Auburn.

Rockingham Nutrition & Meals on Wheels Program

106 North Road Brentwood, N.H. 03833

Tel (603) 679-2201 Fax (603) 679-2206

www.RockinghamMealsOnWheels.org

August 8, 2018

Selectmen, Town of Auburn

Dear Selectmen,

Thank you for your consideration of this request and for your past support. We request partial matching funds from the Town of Auburn to help provide meals and safety services to qualified Auburn residents. This amount would be \$ 1375, which is the same level as now.

Because aging is a process we all experience, Americans of all ages do better when we take steps to ensure everyone has what they need to age successfully. Healthy food and simple supports from Meals on Wheels are one important support that ensures better aging for many.

Here at RNMOW, we provide nutritious meals and support services, including safety services, to residents of Rockingham County, who because of age or disability, permanent or temporary, need assistance to help them maintain their health, wellbeing, and independence in their homes and community.

We served: **18 Auburn residents**

3070 meals, and 2609 safety services

**Services all year
Operating Monday -Friday**

**with provisions for weekends for
clients who need it.**

- With Immediate Results: enabling them to meet their basic nutritional needs, and in most situations, to also maintain a safer and healthier life.

- While in the longer term, promoting their health, wellbeing, and independence, while also realizing tax payers' cost savings in the form of prevented or reduced hospitalizations, and prevented or reduced institutionalizations.



This is a program that not only works well in easing isolation, hunger and suffering, it also saves taxpayers substantial sums of money." Keep MOW Going, Politico, June 18, 2013

This occurs by Meals on Wheels reducing, delaying, or preventing the need for nursing home care, which is a taxpayer cost of \$141,620 at the Rockingham County Nursing Home.

365 Days of Meals on Wheels/Safety Support =	10 Days of Nursing home Support=	1 Day of Medical Support
---	---	---------------------------------

Currently in the State of New Hampshire, 85% of Federal and State funds for long term care are spent on nursing home care as opposed to 15 % on home and community care support like meals on wheels.

01-4444-3-390-1

Town Support Makes a Difference:

- **Town support helps provide stability and support for a growing part of the population, soon to be 20% of those in our communities**

Responding to demographic shifts that are happening in NH is a challenge, and a game changer. but it is one that we, as a region can address.

Older people in New Hampshire are growing at a rapid pace. Those 65 years of age and older in New Hampshire are:

Estimated to increase	by 83,033 people	from 2010-2020	or by 46.4%
Estimated to increase	by 90,930 people	from 2020-2030	or by 34.7%


- **Town Support helps meet a part of the needed Meals on Wheels Match**

Although RNMOV does receive Federal funding, it is a contract that requires us to match their funds by raising 30% to 35% of the cost of **each meal** from local sources. We only ask the Town to contribute a partial portion towards the local match, while we make up most of the match through various means, including fundraising and client donations.




- **Means a critical support is there in your Town**

Throughout our lives we rely on systems that support us. Some come from our families, local communities, friends, government, nonprofits; systems that we put in place to ensure that everyone can contribute, for as long as possible, to the strength of our society. Meals on Wheels is one of these critical supports for older adults, adults with disabilities, and also for their families and communities.




A functioning father and grandfather, Tom, lives alone, but then a serious health issue around diabetes arises, and he cannot manage as he did.

His daughter who has been a support for him, (she also works full time, and has a family, with children) tries to do more for him, but finds herself overwhelmed by his new needs, including his need for a special diabetic diet, and his safety during the day.



With Meals on Wheels, Tom is able to receive his diabetic diet, and recuperate. His daughter, and his family, including his grandchildren, continue to help out and see him, while his daughter also manages to work, and care for the rest of her family. Able to eat the right foods, plus medical and family support, Tom is able to manage his diabetes, and remains out of the hospital, and at home.



Meals on Wheels Services Support Your Town. We give a lot of value for your support.



- 1) Are a support for healthy eating, a basic need
- 2) Are a support for healthy eating, with a need for a specific diet
- 3) Are a support for safety in a community, meaning less demands on the town's police, fire, and ambulance services
- 4) Are a support, eyes and ears on an at risk population, with earlier detection and change of condition that helps families, friends, medical communities, better support them
- 5) Are a support, peace of mind, for family/friends who are working, and know that their loved one is receiving a nutritious meal and a safety check during the day.
- 6) Are a support, for taxpayers, and communities, for those residents who without meals services, would need to enter a nursing home, at a cost of over \$141,000 per year.

Meals on Wheels is a low cost effective daily service

that supports local residents

who because of age related issues, or disability, no longer eat right;

to eat right, and regularly,

with additional safety support,

enabling them to continue to remain in their home, in their community, where they wish to be.

RNMOW has been serving Auburn residents since 1978, providing a ready to eat nutritious meal and safety services for those in need, on an ongoing basis: daily services Monday - Friday all year to residents, who because of advanced age, chronic illness, disability, surgery, or more cannot manage to eat right on their own any more. We strive to do our best to keep our requests reasonable, to keep our costs under control, including an Administrative cost running at 9% for many years, and of course to provide a quality service in Auburn.

We appreciate what Town funding will allow us to do in the Auburn area - continuing meals. Thank you for your consideration of this request and for your past support.

Sincerely,

Debra Perou, Executive Director



Support for Independent Healthy Aging

Additional Information from the Rockingham Nutrition and Meals on Wheels Program

Providing a lot of Service:

- Through a basic and low cost service, provision of food and support, at risk adults are able to remain at home, where they want to be, and where it is most financially viable for the community for them to be.

- Services: Providing 313,000 ready to eat specialized meals,
- Providing 170,000 safety services
- Providing 15,000 rides to enable elders to continue to get around and function in their community,
- Providing 40,000 assistance services to help clients and their families get the support they need to remain independent.




For Clients in your community:

- 51% of our clients are over 80 years of age
- 58% live alone, with 24% living with their elderly spouse
- 49% of our clients were in the hospital last year
- 30% were in rehabilitation facilities in the last year
- 42% of our clients had money concerns regarding food
- 81% list Meals on Wheels as their main meal of the day.
- 22% of our clients have been receiving meals for 3-11 months, 36% for 1-3 years, 17% for 4-6 years, and 10.7% for over 7 years, showing that people use this service over substantial periods of time.

Providing Important Results:

- **Only 1.3% of our clients had a change in living situation.**
- **98% of our clients reported feeling safer.**
- **90% of clients reported that meals on wheels helps them to remain in their own homes**
- **97% reported that meals on wheels benefits their health**
- **94% reported eating healthier**
- **92% reported eating less high fat foods**
- **87% reported eating less salt**
- **66% reported being able to follow a specific diet, low sodium, diabetic friendly, cardiac friendly, ground, and pureed meals are available,**
- **And the clients are satisfied**

With 92% reporting that the overall service is excellent to very good.



2019 PROPOSED SOLID WASTE TOWN OF AUBURN

	1 Expended 2015 As of December	2 Expended 2016 As of December	3 Expended 2017 As of December	4 Budgeted 2018 As of December	5 Expended YTD 2018 As of October	6 Dept/Comm Request 2019	7 % Chg 18/19	8 BOS Approved 2019	9 Budget Comm Approved 2019
General Fund									
Solid Waste Disposal									
1 01-4324-3-390-1 Solid Waste Hazardous	4,651.50	7,557.66	10,267.07	8,500.00	602.50	10,400.00	122%	10,400.00	
Narrative for Column # 6									
Shred Day \$600; E-Waste Collection Day \$4,800; Household Hazardous Waste Day \$5,000.									
Narrative for Column # 8									
BOS approved 10/1/2018.									
2 01-4324-5-390-0 Landfill Monitoring	9,000.00	4,300.00	9,100.00	10,000.00	10,200.00	12,000.00	120%	12,000.00	
Narrative for Column # 6									
Twice annual landfill monitoring wells, water sampling, testing and submission to NHDES, and ground water sampling, testing and data submission to NHDES.									
Narrative for Column # 8									
BOS approved 10/1/2018.									
3 01-4324-5-390-1 Roadside Pickup Container	200.00	200.00	0.00	300.00	0.00	300.00	100%	1.00	
Narrative for Column # 8									
BOS approved 10/1/2018.									
Solid Waste Disposal Total	13,851.50	12,057.66	19,367.07	18,800.00	10,802.50	22,700.00	121%	22,401.00	0.00
Grand Total:	13,851.50	12,057.66	19,367.07	18,800.00	10,802.50	22,700.00	121%	22,401.00	0.00